

Vocabulary

Word	Meaning
camouflage	Hide the object in its surroundings so it won't be recognised.
collage	A picture made from sticking pieces of paper or cloth onto paper
evaluate	What have you done? What might you change next time?
overlapping	One shape partly stuck over another shape
patterns	Lines, shapes or colours that are repeated to create a pattern
Pointillism	Using small dots to cover an area and create an image
shapes	The outlined area
textures	How something feels: - bumpy, rough, jagged
tones	How light or dark an object is


Meet the Artists

These well-known artists used very different artistic techniques to create their images. They combined colour, texture and shape in their work.






Georges Seurat

- **Born:** 1851
- **Died:** 1891
- **Lived:** France
- **Style:** Pointillism



Robert Delaunay

- **Born:** 1885
- **Died:** 1941
- **Lived:** France
- **Style:** Cubism



Henri Matisse

- **Born:** 1869
- **Died:** 1954
- **Lived:** France
- **Style:** Modernism



Sometimes it is clear what image the artist was trying to create. Sometimes the image is more camouflaged within their work.

Pointillism

Pointillism is a style of art where an image is created by using many tiny dots of colour to build up the picture.



The colour (paint or ink) can be applied using all sorts of different tools.




Pastels, felt tips, and paint can be used to create pointillist pictures.

Exploring Art Styles

Collage

The pieces can overlap each other or form layers over the top of others.

Collage is when an image is created by sticking pieces of coloured paper or fabric onto a background to create an image.



Pieces with different patterns, shapes, tones and textures can be used to create an interesting image.

Extending your learning

5 things you could do at home to extend your learning:

1. Visit the Tate Modern gallery in London to find examples of artwork from Seurat, Delaunay or Matisse.
2. Create an image of your favourite view in the Pointillist style.
3. Collect images from magazines, newspapers and leaflets to create your own collage of a well-known landmark
4. Create a gallery of your own Pointillist images or collages
5. Compile a fact file about one of the well-known artists your have learnt about.