

Vocabulary

Word	Meaning
crop	To remove part that you don't want around the edges of an image
duplicate	Repeat
logo	An image representing a
manipulate	Change the picture
paste	Copy onto a document
Pop Art	Images popular at the
reflect	Think carefully or deeply about what you have done
rotate	Turn
snip	Cut a piece from a

Remember to follow the e-safety rules when you are using devices to connect to the internet to create art.

Pop Art

Pop Art means popular art – images of famous people or products that were popular at the time. It began in America by an artist called Andy Warhol in the 1950's.

Andy Warhol liked to use very bright bold colours. He used screen printing to produce lots of images based on famous celebrities, like Marilyn Monroe. She was a very famous film star.



Roy Lichtenstein created cartoon designs. He became famous for his colourful pop art paintings and comic book style.



Meet the Artist

Andy Warhol

Born: 1928

Died: 1987

Location: America



Andy Warhol was a shy, young man who started out as a commercial illustrator but became known as an artist who could change what people thought art could be. He was the creator of the "Pop Art" movement.


Creating Digital Art



Computer technology can be used to create all sorts of art work. There is lots of art software and apps that make it very easy to create your own art. There are lots of online art packages that you can access.

Digital art packages have lots of useful tools that make it easy for you to **manipulate** images by doing things like:

- Copy and paste
- Duplicate
- Snipping
- Rotate
- Stretch and skew


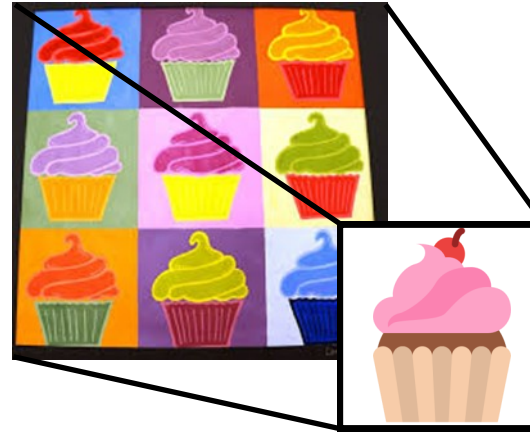


With digital art, you do not have to worry about wasting valuable paint or other materials. Also, if you are not happy with the image you have created, it is really easy to start again or to simply undo.

Pop Art (digital)

Modern Pop Art

Pop Art was created using popular images at the time. What sort of Pop Art image could you create using these popular images from today?



Extending your learning

5 things you could do at home to extend your learning:

1. Create a Lichtenstein-style cartoon strip of something that happened today.
2. Visit the Tate Modern gallery in London to see if you can find any examples of Pop Art.
3. Look in your cupboards at home—find a product that you think would be good to use for a Pop Art image.
4. Compile a fact file about Andy Warhol or Roy Lichtenstein.
5. Explore some of the online art packages that are available totally free!